

# 2022-23 Texas Academic Performance Report (TAPR)

District Name: HURST-EULESS-BEDFORD ISD

Campus Name: BELLAIRE EL

Campus Number: 220916102

This page is intentionally blank.







Texas Education Agency  
2022-23 STAAR Performance (TAPR)  
BELLAIRE EL (220916102) - HURST-EULESS-BEDFORD ISD - TARRANT COUNTY

School  
Year

State

District

Campus

African  
American

Hispanic

White

American  
Indian

Asian

Pacific  
Islander



Texas Education Agency  
2022-23 Progress (TAPR)

BELLAIRE EL (220916102) - HURST-EULESS-BEDFORD ISD -

School Year	State	District	Campus	African American	Hispanic	White	American Indian	Asian	Pacific Islander	Two or More Races	Special Ed (Formerly)	Non-Continuously Enrolled	Econ Disadv
-------------	-------	----------	--------	------------------	----------	-------	-----------------	-------	------------------	-------------------	-----------------------	---------------------------	-------------





Texas Education Agency  
 2022-23 Bilingual Education/English as a Second Language (Current EB Students/EL) (TAPR)  
 BELLAIRE EL (220916102) - HURST-EULESS-BEDFORD ISD - TARRANT COUNTY

	School Year	State	District	Campus	Total Bilingual Education	BE-Trans Early Exit	BE-Trans Late Exit	BE-Dual Two-Way	BE-Dual One-Way	ALP Bilingual (Exception)	Total ESL	ESL Content-Based	ESL Pull-Out	ALP ESL (Waiver)	EB/EL with Parental Denial	Never EB/EL	Total EB/EL (Current)	Monitored & Former EB/EL
All Grades ELA/Reading	2023	35%	45%	34%	39%	-	33%	-	-	50%	33%	33%	-	-	*	33%	34%	-



Texas Education Agency  
2022-23 STAAR Participation (TAPR)  
BELLAIRE EL (220916102) - HURST-EULESS-BEDFORD ISD - TARRANT COUNTY

State	District	Campus	African American	Hispanic	White															
-------	----------	--------	------------------	----------	-------	--	--	--	--	--	--	--	--	--	--	--	--	--	--	--

--	--	--	--	--	--	--	--	--	--	--	--	--	--	--	--	--	--	--	--	--

--	--	--	--	--	--	--	--	--	--	--	--	--	--	--	--	--	--	--	--	--

--	--	--	--	--	--	--	--	--	--	--	--	--	--	--	--	--	--	--	--	--

--	--	--	--	--	--	--	--	--	--	--	--	--	--	--	--	--	--	--	--	--

--	--	--	--	--	--	--	--	--	--	--	--	--	--	--	--	--	--	--	--	--

--	--	--	--	--	--	--	--	--	--	--	--	--	--	--	--	--	--	--	--	--

--	--	--	--	--	--	--	--	--	--	--	--	--	--	--	--	--	--	--	--	--

--	--	--	--	--	--	--	--	--	--	--	--	--	--	--	--	--	--	--	--	--

Texas Education Agency  
 2022-23 STAAR Participation (TAPR)  
 BELLAIRE EL (220916102) - HURST-EULESS-BEDFORD ISD - TARRANT COUNTY

	State	District	Campus	African American	Hispanic	White	American Indian	Asian	Pacific Islander	Two or More Races	Special Ed (Current)	Special Ed (Former)	Continuously Enrolled	Non-Continuously Enrolled	Econ Disadv	EB

Texas Education Agency  
 2022-23 Attendance, Graduation, and Dropout Rates (TAPR)  
 BELLAIRE EL (220916102) - HURST-EULESS-BEDFORD ISD - TARRANT COUNTY

Graduates and TxCHSE

Graduates and TxCHSE

Graduates and TxCHSE

Graduates and TxCHSE

Graduates and TxCHSE

Graduates and TxCHSE

Graduates and TxCHSE

Graduates and TxCHSE

Graduates and TxCHSE

Graduates and TxCHSE

Graduates and TxCHSE

Graduates and TxCHSE



	State	District	Campus	African American	Hispanic	White	American Indian	Asian	Pacific Islander	Two or More Races	Special Ed	Econ Disadv	EB/EL
Attendance Rate													
2021-22	92.2%	94.2%	95.0%	96.2%	94.8%	94.6%	*	97.2%	92.3%	92.8%	94.2%	95.1%	95.3%
2020-21	95.0%	97.4%	96.6%	95.8%	96.6%	97.3%	-	98.3%	96.8%	95.8%	95.8%	96.6%	96.7%
Chronic Absenteeism													
2021-22	25.7%	16.9%	14.4%	14.3%	13.9%	17.0%	*	0.0%	22.2%	27.3%	16.2%	13.9%	12.4%
2020-21	15.0%	6.8%	10.0%	15.2%	9.4%	8.0%	-	0.0%	0.0%	9.1%	11.1%	9.4%	10.1%
Annual Dropout Rate (Gr 7-8)													
2021-22	0.7%	0.3%	-	-	-	-	-	-	-	-	-	-	-
2020-21	0.9%	0.2%	-	-	-	-	-	-	-	-	-	-	-
Annual Dropout Rate (Gr 9-12)													
2020-21	2.4%	0.5%	-	-	-	-	-	-	-	-	-	-	-
4-Year Longitudinal Rate (Gr 9-12)													
Class of 2022													
Graduated	89.7%	90.7%	-	-	-	-	-	-	-	-	-	-	-
Received TxCHSE	0.3%	0.1%	-	-	-	-	-	-	-	-	-	-	-
Continued HS	2.5%	1.4%	-	-	-	-	-	-	-	-	-	-	-
Dropped Out	6.4%	1.6%	-	-	-	-	-	-	-	-	-	-	-
Graduates and TxCHSE	90.0%	96.8%	-	-	-	-	-	-	-	-	-	-	-

Graduates, TxCHSE,

Graduates, TxCHSE,



Texas Education Agency  
2022-23 Attendance, Graduation, and Dropout Rates (TAPR)





Texas Education Agency  
2022-23 Graduation Profile (TAPR)  
BELLAIRE EL (220916102) - HURST-EULESS-BEDFORD ISD - TARRANT COUNTY

	Campus Count	Campus Percent	District Count	State Count
Graduatesf(2021-22 Annual Graduates)				




There is no data for this campus.

There is no data for this campus.

There is no data for this campus.


Texas Education Agency  
 2022-23 Student Information (TAPR)  
 BELLAIRE EL (220916102) - HURST-EULESS-BEDFORD ISD - TARRANT COUNTY

Student Information	Membership				Enrollment				
	Campus		District		Campus		District		
	Count	Percent	Count	Percent	Count	Percent	Count	Percent	
Students w/ Dyslexia	14	2.6%	14	2.6%	14	2.6%	14	2.6%	
Gf 481.82 492.91 Td (5.5%)Tj ET 0.808 0.855 0.894 rg 0.502.56 237.74 0.28 re B* 0 d 1 J1 j 0 d 0 J j 1216 Car28 re B* 0 d 1 J1 j 0 d 0 J j 121.1 489.74 237.74 0									



Texas Education Agency  
2022-23 Student Information (TAPR)


Texas Education Agency  
 2022-23 Staff Information (TAPR)  
 BELLAIRE EL (220916102) - HURST-EULESS-BEDFORD ISD - TARRANT COUNTY

Staff Information	----- Campus -----		District	State
	Count/Average	Percent		
Total Staff	55.3	100.0%	100.0%	100.0%
Professional Staff:	48.3	87.3%	67.8%	64.1%
Teachers	38.3	69.3%	53.1%	48.7%
Professional Support	8.0	14.4%	10.8%	10.9%
Campus Administration (School Leadership)	2.0	3.6%	2.8%	3.3%
Educational Aides:	7.0	12.7%	9.3%	11.3%
Librarians and Counselors (Headcount):				
Full-time Librarians	1.0	n/a	25.0	4,258.0
Part-time Librarians	0.0	n/a	0.0	646.0
Full-time Counselors	1.0	n/a	43.0	13,815.0



Texas Education Agency  
 2022-23 Staff Information (TAPR)  
 BELLAIRE EL (220916102) - HURST-EULESS-BEDFORD ISD - TARRANT COUNTY

	----- Campus -----			
Staff Information	Count/Average	Percent	District	State

Texas Education Agency  
2022-23 Staff Information (TAPR)  
BELLAIRE EL (220916102) - HURST-EULESS-BEDFORD ISD - TARRANT COUNTY

- Indicates there is no data for the item.
- \* Indicates results are masked due to small numbers.
- \*\* When only one student disability or assessment group is masked, then the second smallest student disability or assessment group is masked regardless of size.
- n/a Indicates data reporting is not applicable for this group.
- ? Indicates that the data for this item were statistically improbable or were reported outside a reasonable range.

Link to: [PEIMS Financial Standard Reports 2021-22 Financial Actual Report](#)

(To open link in a new window, press the "Ctrl" key and click on the link.)